

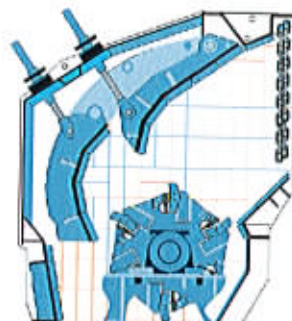
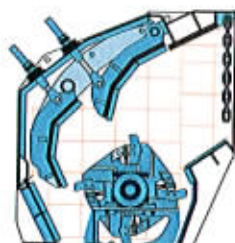
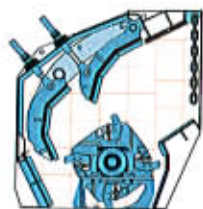
IMPACTMASTER®

CONCASSEURS A PERCUSSION À AXES HORIZONTAUX
PRIMAIRES ET SECONDAIRES



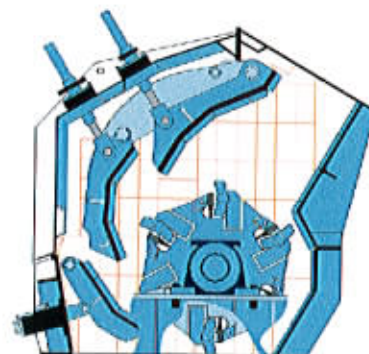
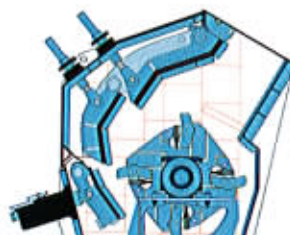
CARACTERISTIQUES TECHNIQUES

P-Series



		Modèle de concasseur							
		P200	P300	P400	P500	P600	P800	P1000	P1300
Alimentation	mm	500	800	800	900	900	1100	1200	1200
	in	20	32	32	36	36	43	48	48
kW	max	132	160	200	250	315	500	630	900
	HP	175	220	270	350	400	700	850	1200
MTPH		100-200	160-340	200-420	240-520	300-700	370-900	500-1100	640-1300
	STPH	110-220	180-380	220-460	260-570	330-770	410-990	550-1200	700-1400

S-Series



		Modèle de concasseur							
		S100	S150	S200	S250	S300	S400	S500	S650
Alimentation	mm	250	250	300	300	300	400	400	400
	in	10	10	12	12	12	16	16	16
kW	max	132	160	200	250	315	500	630	900
	HP	175	220	270	350	400	700	850	1200
MTPH		70-150	100-220	140-300	190-380	230-480	300-600	360-750	470-960
	STPH	80-170	110-240	150-330	210-420	250-530	330-660	390-830	520-1050